

ATI Phase I



Mauritius



Australia



China



Korea



Angola



Togo



Seychelles

ATI Phase II



Mauritius



China



European Investment Bank



European Union



Germany



Ghana



Kenya



Madagascar



Malawi



Mozambique



Nigeria



South Africa



Zambia



Zimbabwe



Country Presentation Mauritius

10TH MEETING OF THE AFRICA TRAINING
INSTITUTE

KINSHASA, DRC

JUNE 15, 2023

ATI Fact Sheet (FY14-FY23)

- ATI Started Operations in June 2013
- Located in Mauritius
- Mandate to provide CD to 45 SSA member countries
- Phase I: FY 2014-2019. Currently in Phase II, ending in FY 2024
- 235 courses, 28K applicants, 6.6K participants
- ATI Staff (18):
 - Director & Deputy Director
 - Resident Lecturers (3)
 - Chief of Administration (1), Program Officers (5), Junior Program Officer (1), Interpreters (3), IT Support (2), Research Officer (1)
- Budget
 - Phase I – \$22.3m
 - Phase II – \$34.7m (financial gap – \$ 4.5 m)



ATI is scaling up operations to reduce unmet demand gap

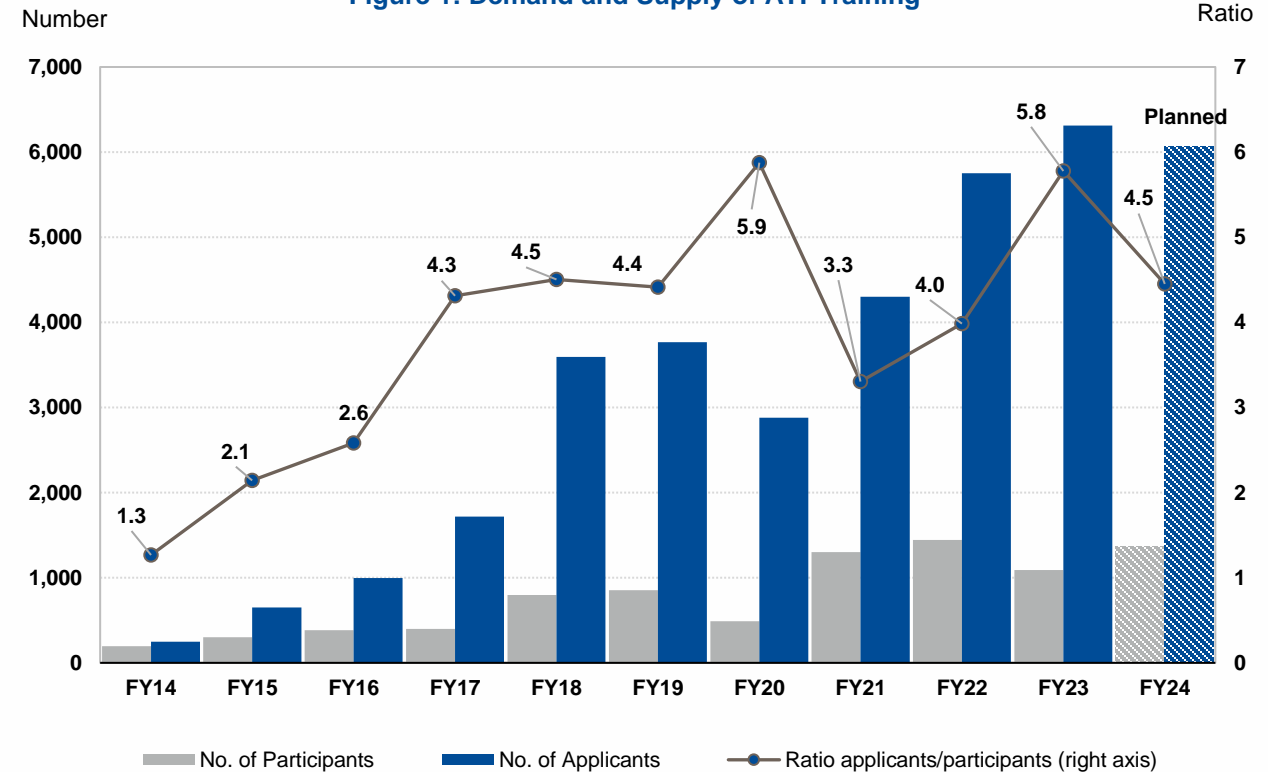
ATI's Phase I (FY14-FY19): Fast-growing unmet demand gap

- Pre-pandemic peak in FY18 = 4.5 applicants / participant

Post-Pandemic:

- **FY20:** Interruption of the reduction in unmet demand gap, initiated in FY19
- **FY21-22:** Accelerated scaling up in Nb of courses, sharp reduction in unmet demand gap
- **FY21:** Lower oversubscription ratio, despite record demand which reached historical peak at the time (4,300 candidates)
- **FY22:** some reversal of base effect and new historical peaks in Nb of courses (44), participants (1443) and applicants (5,752).
- **FY23:** resumption of in-person training led to new peak in oversubscription

Figure 1: Demand and Supply of ATI Training



Source: ATI Staff

ATI is scaling up operations to reduce unmet demand gap

FY21-22: Strong rebound in number of applicants, participants, and courses

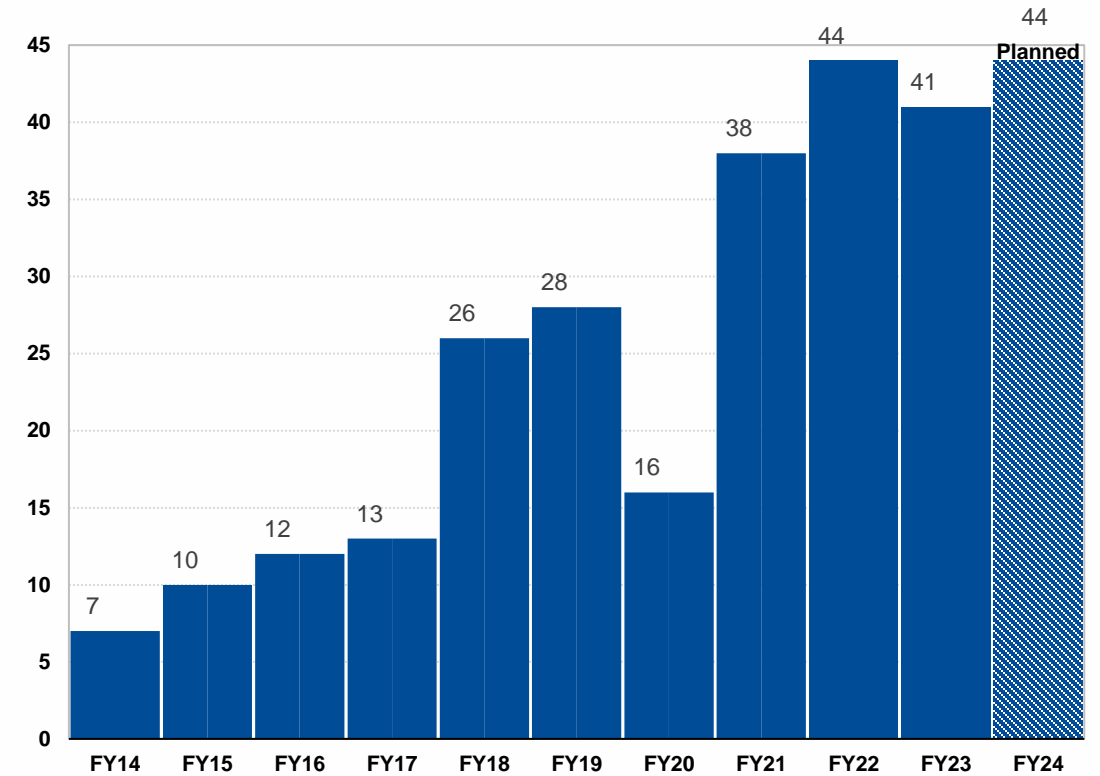
- 38 courses in FY21, 44 in FY22 vs. 28 in FY19
- Leveraging of ATI's resources made easier by the virtual environment
- Aggressive response to new CD priorities
- Scaling up of ATI's operations outlined in strategy for Phase II.

■ Diversification of modalities in FY21-23

- 24 non-course events (webinars, peer-learning, and outreach) in FY21, 25 in FY22, 20 in FY23

■ Continue to scale up operations in FY24, and resumption of in-person training

- 44 courses and 33 non-course events

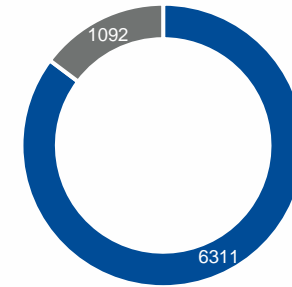


Source: ATI Staff

Strong rebound in average oversubscription ratio, likely as a result of resumption of in-person courses

- 41 courses in FY23 (virtual, in-person, and blended), down from 44 courses in FY22 (only virtual)
- In FY23, 1092 selected participants out of 6,311 candidates: average oversubscription ratio = 5.8 (up from 4.0 in FY22)

Total Number

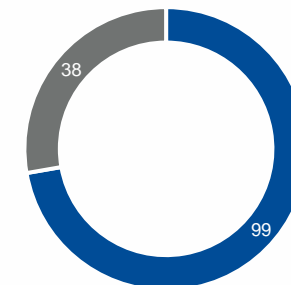


■ Number of Applicants ■ Number of Participants

Mauritius remains as one of most active ATI member countries:

- About 48% success rate (FY14-FY23) in applications to ATI training, double the cross-country average of 23%.

Mauritius



■ Number of Applicants ■ Number of Participants

Participants in ATI courses from SSA countries (FY 14- FY 23)

#	Country	Applicants	% Total	Participants	% Total	% Demand
1	Angola	989	3.5%	184	2.8%	18.6%
2	Benin	489	1.7%	108	1.6%	22.1%
3	Botswana	460	1.6%	190	2.9%	41.3%
4	Burkina Faso	643	2.3%	160	2.4%	24.9%
5	Burundi	695	2.5%	159	2.4%	22.9%
6	Cameroon	1,712	6.1%	235	3.6%	13.7%
7	Cape Verde	189	0.7%	67	1.0%	35.4%
8	Chad	854	3.1%	143	2.2%	16.7%
9	Comoros	474	1.7%	85	1.3%	17.9%
10	Congo, Dem. Rep. of	1,112	4.0%	186	2.8%	16.7%
11	Congo, Rep. of	358	1.3%	66	1.0%	18.4%
12	Côte d'Ivoire	1,100	3.9%	311	4.7%	28.3%
13	Equatorial Guinea	93	0.3%	19	0.3%	20.4%
14	Eritrea	54	0.2%	13	0.2%	24.1%
15	Ethiopia	686	2.5%	176	2.7%	25.7%
16	Gabon	435	1.6%	72	1.1%	16.6%
17	The Gambia	651	2.3%	182	2.8%	28.0%
18	Ghana	1,161	4.1%	314	4.8%	27.0%
19	Guinea	936	3.3%	157	2.4%	16.8%
20	Guinea-Bissau	253	0.9%	43	0.7%	17.0%
21	Kenya	492	1.8%	122	1.9%	24.8%
22	Eswatini	374	1.3%	103	1.6%	27.5%
23	Lesotho	333	1.2%	116	1.8%	34.8%
24	Liberia	949	3.4%	158	2.4%	16.6%
25	Madagascar	795	2.8%	187	2.8%	23.5%
26	Malawi	698	2.5%	189	2.9%	27.1%
27	Mali	245	0.9%	60	0.9%	24.5%
28	Mauritania	27	0.1%	7	0.1%	25.9%
29	Mauritius	605	2.2%	290	4.4%	47.9%
30	Mozambique	559	2.0%	161	2.4%	28.8%

#	Country	Applicants	% Total	Participants	% Total	% Demand
31	Namibia	220	0.8%	90	1.4%	40.9%
32	Niger	582	2.1%	82	1.2%	14.1%
33	Nigeria	1,815	6.5%	313	4.8%	17.2%
34	Rwanda	284	1.0%	64	1.0%	22.5%
35	São Tomé and Príncipe	199	0.7%	34	0.5%	17.1%
36	Senegal	580	2.1%	149	2.3%	25.7%
37	Seychelles	410	1.5%	189	2.9%	46.1%
38	Sierra Leone	810	2.9%	140	2.1%	17.3%
39	South Africa	469	1.7%	197	3.0%	42.0%
40	Tanzania	518	1.9%	105	1.6%	20.3%
41	South Sudan	676	2.4%	124	1.9%	18.3%
42	Togo	477	1.7%	111	1.7%	23.3%
43	Uganda	1,134	4.1%	287	4.4%	25.3%
44	Zambia	534	1.9%	162	2.5%	30.3%
45	Zimbabwe	847	3.0%	262	4.0%	30.9%
Total		27,976		6,572		23.5%

Mauritius:

- Ranked 1st on met demand
- 20th on share of applicants (2.2%)
- 4th on share of participants (4.4%)

Participants in ATI courses from Mauritius (FY 14-FY 23)

	Applicants	Participants
Addressing Gender Inequalities through Fiscal Law Design	3	3
Bank Restructuring and Resolution	5	1
Central Bank Digital Currencies: Principles and Policy Considerations	2	0
Compilation of Balance of Payment Statistics	8	6
Core Elements of Banking Supervision	20	17
Core Elements of Prudential Supervision	1	1
Economic Issues in Regional Integration	25	16
Economic Policies for Financial Stability	7	3
External Vulnerabilities	2	2
Financial Development and Financial Inclusion	3	2
Financial Inclusion	2	2
Financial Market Analysis	5	2
Financial Programming and Policies	17	10
Financial Sector Policies	7	4
Financial Sector Surveillance	14	6
Financial Soundness Indicators	4	3
Fiscal Frameworks	10	4
Fiscal Institutions and Fiscal Discipline	2	1
Fiscal Policy Analysis	8	0
Fiscal Risk Management for Sovereign Guarantees	7	1
High-Frequency Indicators of Economic Activity	4	3
Inclusive Growth	7	4
Legal Frameworks for Banking Supervision and Resolution	3	3
Long Term Fiscal Sustainability and Climate Related Fiscal Risk	1	0
Macroeconomic Forecasting and Analysis	4	0
Macroeconomic Diagnostics	10	6
Macroeconomic Forecasting	5	2
Macroeconomic Management and Financial Sector Issues	4	3
Macroeconomic Management in Resource Rich Countries	3	3
Macroeconomic Management in Resource Rich Countries Plus	1	1
Monetary and Exchange Rate Policy	10	7
Monetary and Financial Statistics - Advanced	1	1
Monetary and Financial Statistics - Introductory Course	1	0
Monetary Policy	8	5
Monetary Policy Analysis	3	2
National Accounts Statistics	3	2
Nowcasting	6	1
Public Financial Management Legal Frameworks	1	1
Safeguards Assessments of Central Banks	5	3
Selected Issues in Regulation and Supervision of Fintech	3	1
Strengthening Fiscal Institutions and Managing Fiscal Risks	6	4
Tax Policy and Administration: Theory and Practice	2	1
Virtual : Balance Sheet Approach	8	7
Virtual : Bank Restructuring and Resolution	6	3
Virtual : Building Institutions to Fight Corruption in Africa	29	7
Virtual : Core Elements of Banking Supervision	14	11
Virtual : Cross-Border Position Statistics	4	4
Virtual : DDSR II - Legal Aspects of International Borrowing	1	1
Virtual : Debt Sustainability and Debt Restructuring	2	0
Virtual : Economic Issues in Regional Integration	7	0
Virtual : Exchange Rate Policy	2	1
Virtual : External Debt Statistics	2	2
Virtual : Financial Development and Financial Inclusion	5	1
Virtual : Financial Market Infrastructures: Principles and Practices	8	7
Virtual : Financial Programming and Policies	12	5
Virtual : Financial Sector Policies	19	7
Virtual : Financial Sector Surveillance	27	3
Virtual : Financial Soundness Indicators	13	10
Virtual : Fintech Market Development and Policy Implications	11	4
Virtual : Fiscal Frameworks	6	4
Virtual : Fiscal Policy Analysis	6	0
Virtual : Fiscal Sustainability	8	2
Virtual : Gender Budgeting	4	2
Virtual : High-Frequency Indicators of Economic Activity	8	1

	Applicants	Participants
Virtual : IMF Workshop on Debt Sustainability and Debt Management for Low-Income Countries	4	4
Virtual : Inclusive Growth	3	1
Virtual : Legal Aspects of International Financial Institutions	3	2
Virtual : Legal Foundations of Public Debt Transparency - Towards Good Practices	3	1
Virtual : Macroeconomic Forecasting and Analysis	3	2
Virtual : Macroeconomic Diagnostics	12	5
Virtual : Macroeconomic Management in Resource Rich Countries	2	2
Virtual : Macroeconomic Management in Resource-Rich Countries	2	0
Virtual : Macroeconomics of Climate Change	5	1
Virtual : Macroeconomics of Pandemics in LICs and EMs	1	1
Virtual : Managing Capital Flows: Macroeconomic Analysis and Policies	4	2
Virtual : Managing Capital Flows: Macroeconomic Analysis and Policies - Volatility	6	1
Virtual : Model-Based Monetary Policy Analysis and Forecasting	1	0
Virtual : Monetary and Financial Statistics	7	2
Virtual : Monetary and Financial Statistics - Advanced	3	3
Virtual : Monetary and Financial Statistics - Introductory Course	4	4
Virtual : Monetary Policy	12	5
Virtual : Monetary Policy Frameworks and Operations	8	3
Virtual : National Accounts Statistics	6	1
Virtual : Nowcasting	3	1
Virtual : Nowcasting GDP in Sub Saharan African Countries	5	2
Virtual : Presentation of April 2020 Africa Regional Economic Outlook	3	3
Virtual : Public Debt Sustainability and Debt Restructuring	2	1
Virtual : Safeguards Assessments of Central Banks	5	1
Virtual : Selected Issues in the Regulation of Fintech	9	4
Virtual : Tax Policy and Administration Theory and Practice	3	2
Virtual : The Macroeconomics of Pandemics	4	2
Virtual : Thinking through Central Bank Digital Currency	13	9
Virtual : Tools to Estimate the Impact of Covid-19 on Income and Inequality	4	3
Virtual Workshop in Collaboration with ATI on the Joint IMF and WB Debt Sustainability Framework for Low-income Countries	1	0
Virtual : Building Institutions to Fight Corruption In Africa	8	2
Virtual : Tax Policy and Administration: Theory and Practice	3	1
TOTAL	605	290

	Applicants	Participants
Ministry of Finance, Economic Planning and Development	148	44
Bank of Mauritius	310	193
The Financial Services Commission	11	5
Financial Services Commission	76	30
Statistics Mauritius	22	8
Ministry of Foreign Affairs	7	4
The Mauritius Revenue Authority	11	3
Customs of Mauritius	1	0
The Independent Commission Against	15	2
Financial Intelligence Unit	1	1
Joint Economic Council	1	0
Economic Development Board	1	0
Ministry of Economic Development,	1	0
TOTAL	605	290

	Applicants	%	Participants	%
Female	329	54%	175	60%
Male	276	46%	115	40%

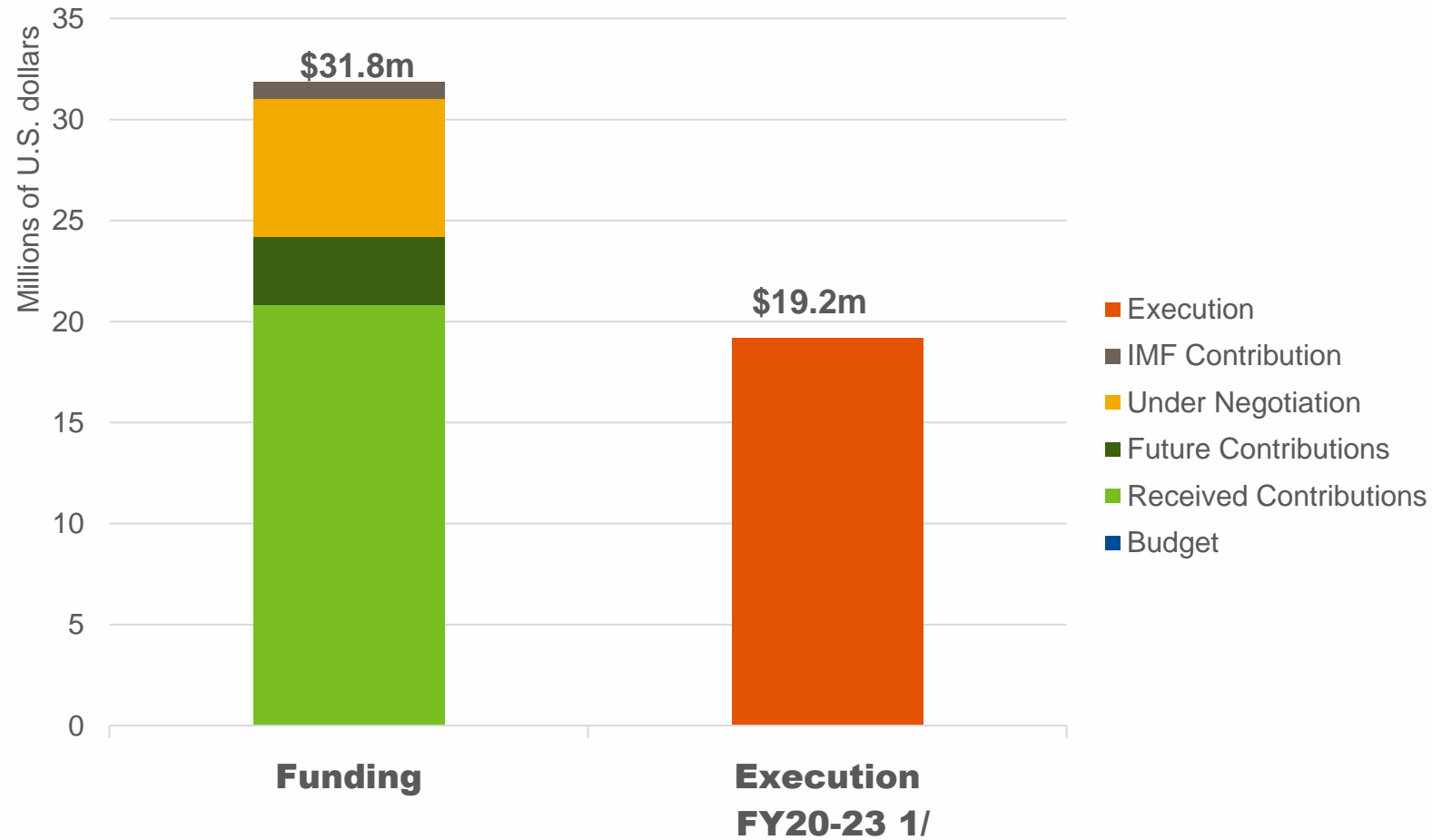
Scaling up of operations reflected in Programme Document budget

Year	Budget Amount (\$)	Actual Spend (\$)
Phase I (FY14-FY19)	21,874,556	
FY2020	5,359,185	4,224,337
FY2021	6,556,693	3,397,888
FY2022	6,849,596	4,330,179
FY2023	7,354,533	6,503,709
FY2024	7,725,281	10,143,576 (*)
Phase II (FY20-FY24)	33,845,288	28,599,689

(*) – Projected Expenses for FY24

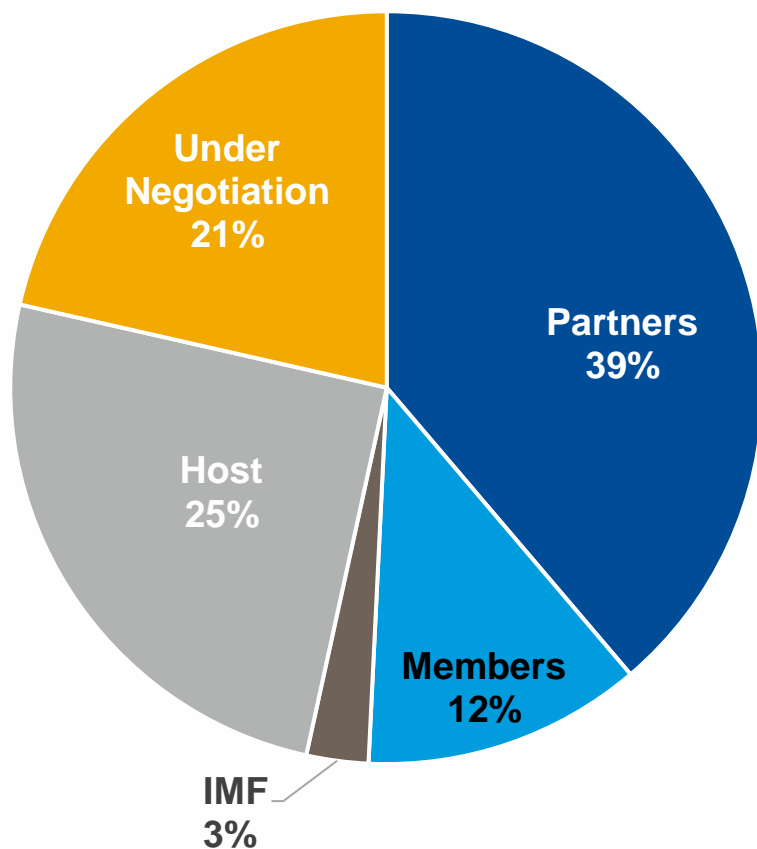
ATI - Phase II (FY20-24) Financial Overview

(as of April 30, 2023)



ATI - Phase II (FY20-24) Funding Status

(in millions of U.S. dollars; as of April 30, 2023)



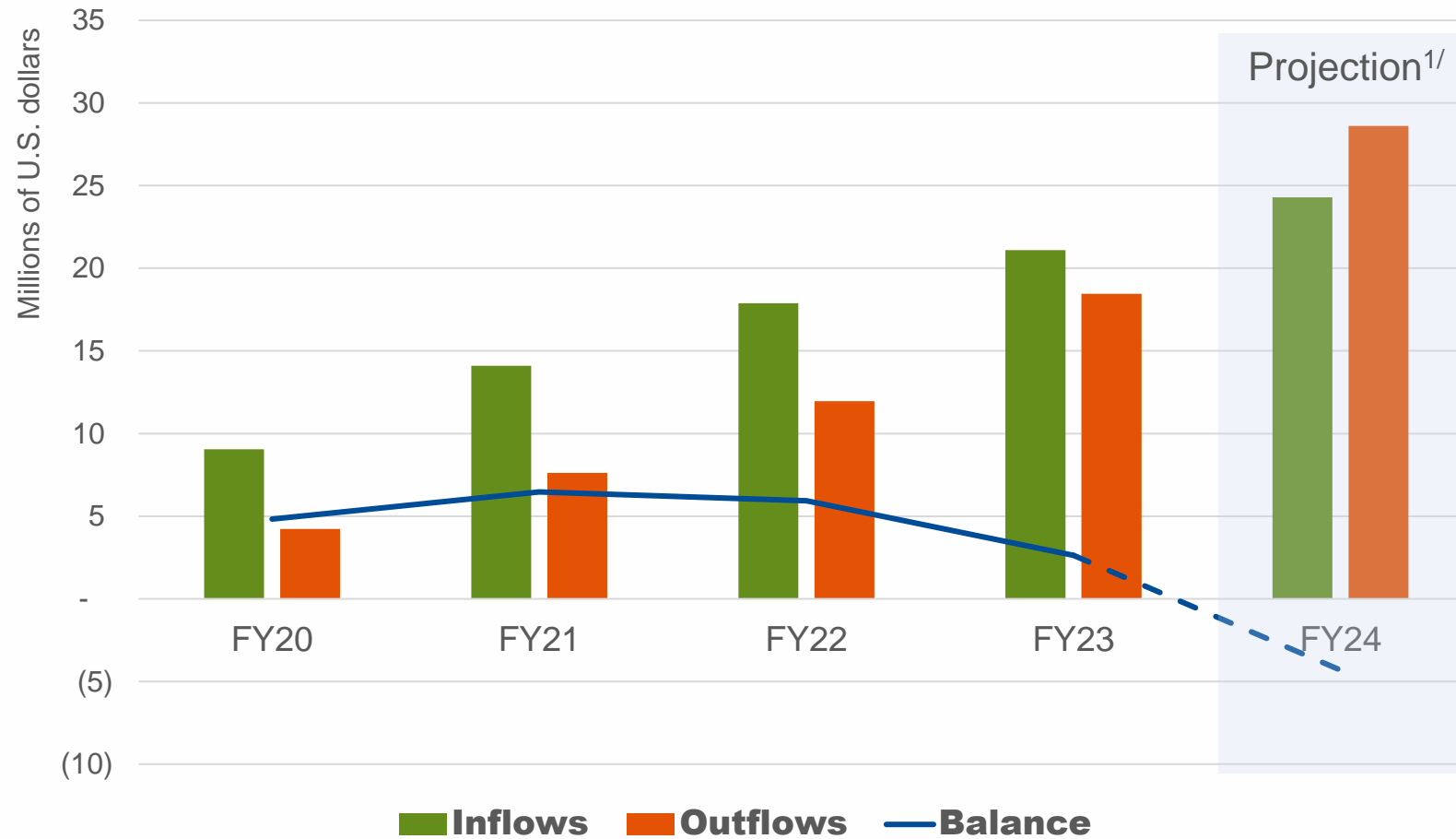
Agreement Information	
Partners/Members	Amount
Partners	11.8
China	5.9
Germany	5.6
European Investment Bank	0.2
Members	3.8
Kenya	0.5
Nigeria	0.5
South Africa	0.5
Benin	0.3
Congo, Democratic Republic Of	0.3
Mozambique, Republic Of	0.3
Senegal	0.3
Zambia	0.3
Ghana	0.2
Guinea	0.2
Madagascar	0.2
Malawi	0.2
Togo	0.2
Zimbabwe	0.2
Sierra Leone	0.1
Partners and Members Total	15.6
Transfers and Rollovers^{1/}	0.6
Under Negotiation	6.8
European Commission	4.4
Angola	0.5
Cote d'Ivoire	0.5
Seychelles	0.5
Cape Verde	0.3
Congo Rep. of	0.3
Eswatini	0.2
Guinea-Bissau	0.2
Sao Tome and Principe	0.2
IMF Contribution	0.8
Host Country (Mauritius)	8.0
Grand Total	31.8

^{1/} Transfers refer to transfers from one program phase to another. Include support from COVID19 Initiative account for \$600K.

ATI - Phase II (FY20-24)

Liquidity Status

(cumulative as of fiscal year-end)



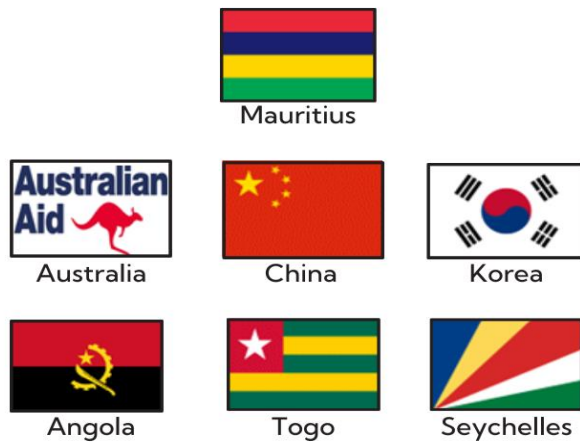
^{1/} Projection based on current pledges and workplans.

FY24 Budget

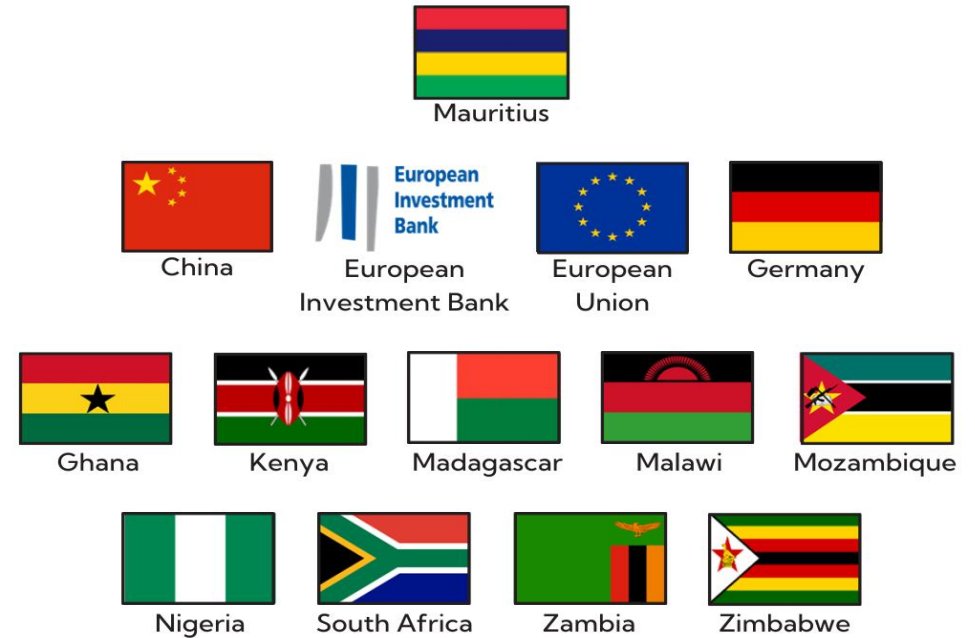
Budget Item	Budget Amount (\$)
Long Term Advisors	1,759,508
Local Staff	580,857
Facilities and Related Expenses	924,558
Training	5,358,532
Project Management	104,283
Other	149,600
Peer Learning	92,453
Meeting – Training Directors	179,300
ATI 10 th Anniversary	200,000
Non-Course CD Translation	66,000
Customized Training	75,000
Governance and Evaluation	55,728
Trust Fund Management	663,588
Total (IMF02 Fund)	10,143,410



Contributing Partners Phase I



Contributing Partners Phase II



Thank You – Merci – Obrigado