



### ATI Phase I



Mauritius



Australia



China



Korea



Angola



Togo



Seychelles

### ATI Phase II



Mauritius



China



European Investment Bank



European Union



Germany



Ghana



Kenya



Madagascar



Malawi



Mozambique



Nigeria



South Africa



Zambia



Zimbabwe

# Country Presentation Mali

10TH MEETING OF THE AFRICA TRAINING  
INSTITUTE

KINSHASA, DRC

JUNE 15, 2023

# ATI Fact Sheet (FY14-FY23)

- **ATI Started Operations in June 2013**
- **Located in Mauritius**
- **Mandate to provide CD to 45 SSA member countries**
- **Phase I: FY 2014-2019. Currently in Phase II, ending in FY 2024**
- **235 courses, 28K applicants, 6.6K participants**
- **ATI Staff (18):**
  - Director & Deputy Director
  - Resident Lecturers (3)
  - Chief of Administration (1), Program Officers (5), Junior Program Officer (1), Interpreters (3), IT Support (2), Research Officer (1)
- **Budget**
  - Phase I – \$22.3m
  - Phase II – \$34.7m (financial gap – \$ 4.5 m)



# ATI is scaling up operations to reduce unmet demand gap

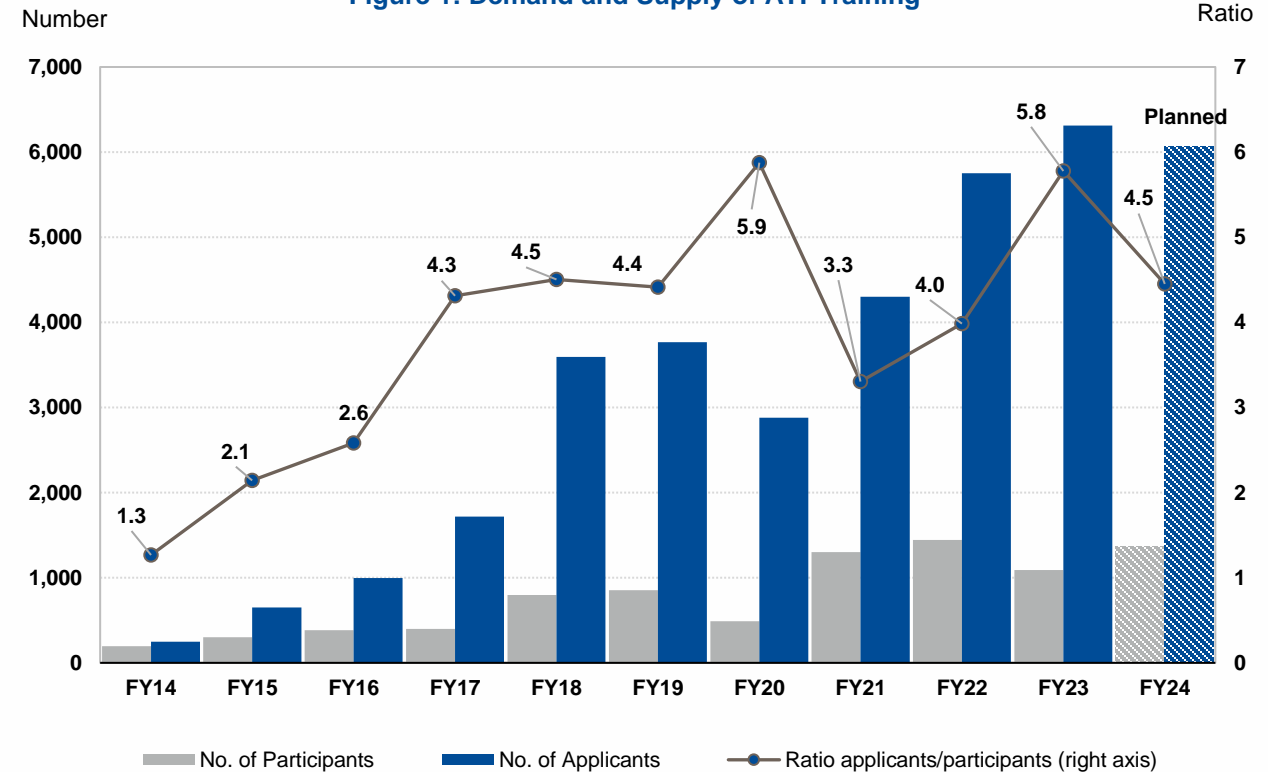
## ATI's Phase I (FY14-FY19): Fast-growing unmet demand gap

- Pre-pandemic peak in FY18 = 4.5 applicants / participant

## Post-Pandemic:

- **FY20:** Interruption of the reduction in unmet demand gap, initiated in FY19
- **FY21-22:** Accelerated scaling up in Nb of courses, sharp reduction in unmet demand gap
- **FY21:** Lower oversubscription ratio, despite record demand which reached historical peak at the time (4,300 candidates)
- **FY22:** some reversal of base effect and new historical peaks in Nb of courses (44), participants (1443) and applicants (5,752).
- **FY23:** resumption of in-person training led to new peak in oversubscription

Figure 1: Demand and Supply of ATI Training



Source: ATI Staff

# ATI is scaling up operations to reduce unmet demand gap

## FY21-22: Strong rebound in number of applicants, participants, and courses

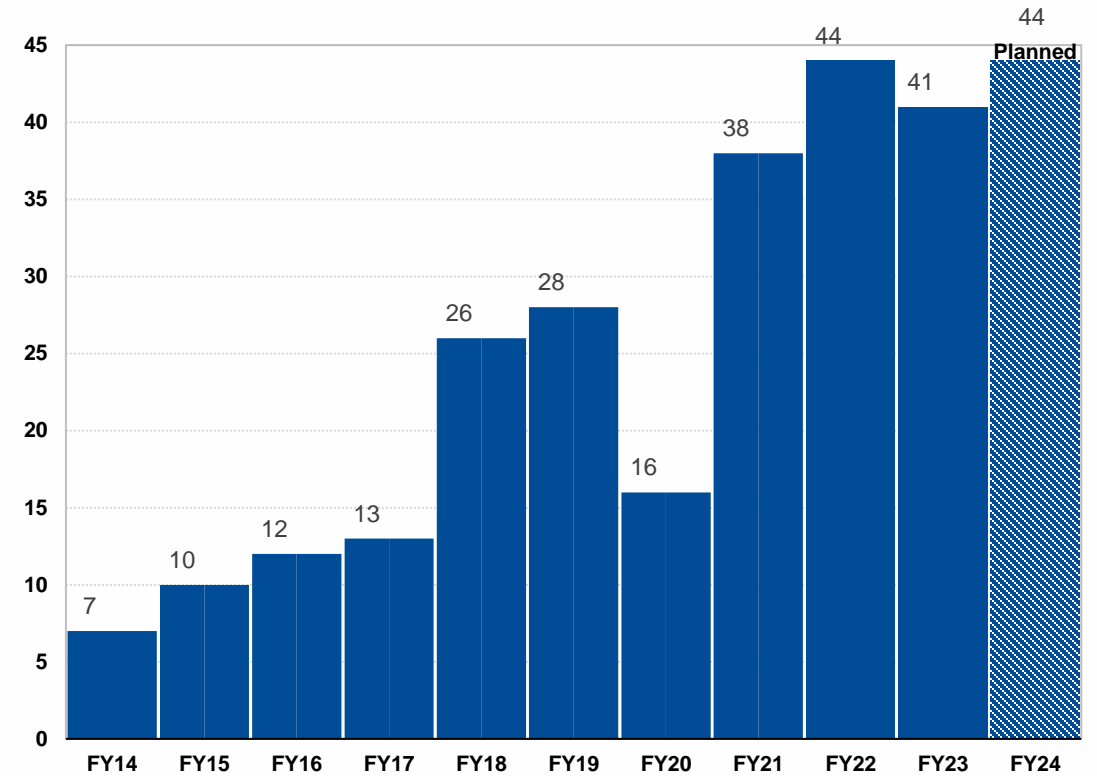
- 38 courses in FY21, 44 in FY22 vs. 28 in FY19
- Leveraging of ATI’s resources made easier by the virtual environment
- Aggressive response to new CD priorities
- Scaling up of ATI’s operations outlined in strategy for Phase II.

## ■ Diversification of modalities in FY21-23

- 24 non-course events (webinars, peer-learning, and outreach) in FY21, 25 in FY22, 20 in FY23

## ■ Continue to scale up operations in FY24, and resumption of in-person training

- 44 courses and 33 non-course events

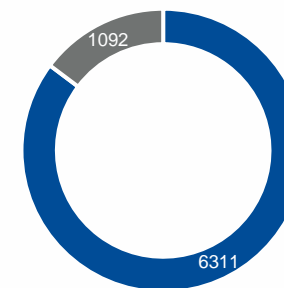


Source: ATI Staff

## Strong rebound in average oversubscription ratio, likely as a result of resumption of in-person courses

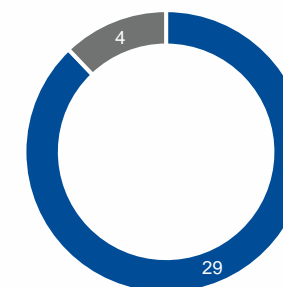
- 41 courses in FY23 (virtual, in-person, and blended), down from 44 courses in FY22 (only virtual)
- In FY23, 1092 selected participants out of 6,311 candidates: average oversubscription ratio = 5.8 (up from 4.0 in FY22)

Total Number



■ Number of Applicants ■ Number of Participants

Mali



■ Number of Applicants ■ Number of Participants

# Participants in ATI courses from SSA countries (FY 14- FY 23)

#	Country	Applicants	% Total	Participants	% Total	% Demand
1	Angola	989	3.5%	184	2.8%	18.6%
2	Benin	489	1.7%	108	1.6%	22.1%
3	Botswana	460	1.6%	190	2.9%	41.3%
4	Burkina Faso	643	2.3%	160	2.4%	24.9%
5	Burundi	695	2.5%	159	2.4%	22.9%
6	Cameroon	1,712	6.1%	235	3.6%	13.7%
7	Cape Verde	189	0.7%	67	1.0%	35.4%
8	Chad	854	3.1%	143	2.2%	16.7%
9	Comoros	474	1.7%	85	1.3%	17.9%
10	Congo, Dem. Rep. of	1,112	4.0%	186	2.8%	16.7%
11	Congo, Rep. of	358	1.3%	66	1.0%	18.4%
12	Côte d'Ivoire	1,100	3.9%	311	4.7%	28.3%
13	Equatorial Guinea	93	0.3%	19	0.3%	20.4%
14	Eritrea	54	0.2%	13	0.2%	24.1%
15	Ethiopia	686	2.5%	176	2.7%	25.7%
16	Gabon	435	1.6%	72	1.1%	16.6%
17	The Gambia	651	2.3%	182	2.8%	28.0%
18	Ghana	1,161	4.1%	314	4.8%	27.0%
19	Guinea	936	3.3%	157	2.4%	16.8%
20	Guinea-Bissau	253	0.9%	43	0.7%	17.0%
21	Kenya	492	1.8%	122	1.9%	24.8%
22	Eswatini	374	1.3%	103	1.6%	27.5%
23	Lesotho	333	1.2%	116	1.8%	34.8%
24	Liberia	949	3.4%	158	2.4%	16.6%
25	Madagascar	795	2.8%	187	2.8%	23.5%
26	Malawi	698	2.5%	189	2.9%	27.1%
27	Mali	245	0.9%	60	0.9%	24.5%
28	Mauritania	27	0.1%	7	0.1%	25.9%
29	Mauritius	605	2.2%	290	4.4%	47.9%
30	Mozambique	559	2.0%	161	2.4%	28.8%

#	Country	Applicants	% Total	Participants	% Total	% Demand
31	Namibia	220	0.8%	90	1.4%	40.9%
32	Niger	582	2.1%	82	1.2%	14.1%
33	Nigeria	1,815	6.5%	313	4.8%	17.2%
34	Rwanda	284	1.0%	64	1.0%	22.5%
35	São Tomé and Príncipe	199	0.7%	34	0.5%	17.1%
36	Senegal	580	2.1%	149	2.3%	25.7%
37	Seychelles	410	1.5%	189	2.9%	46.1%
38	Sierra Leone	810	2.9%	140	2.1%	17.3%
39	South Africa	469	1.7%	197	3.0%	42.0%
40	Tanzania	518	1.9%	105	1.6%	20.3%
41	South Sudan	676	2.4%	124	1.9%	18.3%
42	Togo	477	1.7%	111	1.7%	23.3%
43	Uganda	1,134	4.1%	287	4.4%	25.3%
44	Zambia	534	1.9%	162	2.5%	30.3%
45	Zimbabwe	847	3.0%	262	4.0%	30.9%
<b>Total</b>		<b>27,976</b>		<b>6,572</b>		<b>23.5%</b>

## Mali:

- Ranked 22<sup>nd</sup> on met demand
- 39<sup>th</sup> on share of applicants (0.9%)
- 40<sup>th</sup> on share of participants (0.9%)

# Participants in ATI courses from Mali (FY 14-FY 23)

	Applicants	Participants
Addressing Gender Inequalities through Fiscal Law Design	1	1
Bank Restructuring and Resolution	1	0
Core Elements of Banking Supervision	1	0
Cross-Border Position Statistics	7	1
Economic Issues in Regional Integration	6	1
Economic Policies for Financial Stability	1	0
Financial Programming and Policies	24	2
Financial Sector Policies	6	0
Financial Sector Surveillance	2	0
Financial Soundness Indicators	2	1
Fiscal Frameworks	12	1
Fiscal Institutions and Fiscal Discipline	8	1
Fiscal Policy Analysis	2	1
Fiscal Sustainability	2	0
Government Finance Statistics	8	2
Inclusive Growth	7	0
International Data Standards in Country OpenData Platforms	4	1
Macroeconometric Forecasting and Analysis	2	0
Macroeconomic Diagnostics	10	1
Macroeconomic Management and Fiscal Policy	3	1
Macroeconomic Management in Resource Rich Countries	3	2
Monetary and Financial Statistics - Introductory	1	1
Monetary and Financial Statistics - Introductory Course	5	1
Monetary and Fiscal Policy Analysis with DSGE Models	1	0
Monetary Policy	5	0
National Accounts Statistics	3	2
Public Financial Management Legal Frameworks	1	0
Strengthening Fiscal Institutions and Managing Fiscal Risks	1	0
Virtual : Bank Restructuring and Resolution	1	0
Virtual : Building Institutions to Fight Corruption in Africa	6	3
Virtual : Core Elements of Banking Supervision	1	0
Virtual : Cross-Border Position Statistics	2	1
Virtual : Debt Sustainability and Debt Restructuring	2	1
Virtual : Economic Issues in Regional Integration	6	2
Virtual : External Debt Statistics	6	3
Virtual : Financial Development and Financial Inclusion	2	1
Virtual : Financial Programming and Policies	1	0
Virtual : Financial Sector Policies	4	0
Virtual : Financial Sector Surveillance	3	0
Virtual : Financial Soundness Indicators	2	1
Virtual : Fintech Market Development and Policy Implications	1	0
Virtual : Fiscal Frameworks	8	4
Virtual : Fiscal Policy Analysis	2	0
Virtual : Fiscal Sustainability	9	3
Virtual : Gender Budgeting	3	2
Virtual : Gender Equality and Macroeconomics	1	1
Virtual : Government Finance Statistics	3	2
Virtual : High-Frequency Indicators of Economic Activity	3	1
Virtual : Inclusive Growth	5	1
Virtual : Legal Foundations of Public Debt Transparency - Towards Good Practices	1	1
Virtual : Macroeconometric Forecasting and Analysis	1	0
Virtual : Macroeconomic Diagnostics	8	2
Virtual : Macroeconomic Management in Resource Rich Countries	1	0

	Applicants	Participants
Virtual : Macroeconomic Management in Resource-Rich Countries	1	1
Virtual : Managing Capital Flows: Macroeconomic Analysis and Policies	3	1
Virtual : Managing Capital Flows: Macroeconomic Analysis and Policies - Volatility	1	0
Virtual : Monetary Policy	10	1
Virtual : Monetary Policy Frameworks and Operations	1	0
Virtual : Nowcasting	1	0
Virtual : Nowcasting GDP in Sub Saharan African Countries	1	0
Virtual : Presentation of April 2020 Africa Regional Economic Outlook	4	4
Virtual : Projecting Public Debt and Fiscal Adjustment Paths	1	1
Virtual : Public Debt Sustainability and Debt Restructuring	4	0
Virtual : Selected Issues in the Regulation of Fintech	1	1
Virtual : The Macroeconomics of Pandemics	1	0
Virtual : Workshop in Collaboration with ATI on the Joint IMF/WB Debt Sustainability Framework for Low-Income Countries	1	0
Virtual Workshop in Collaboration with ATI on the Joint IMF and WB Debt Sustainability Framework for Low-income Countries	2	1
Virtual: Building Institutions to Fight Corruption In Africa	1	1
<b>TOTAL</b>	<b>245</b>	<b>60</b>

	Applicants	Participants
Ministère de l'Economie et des Finances	92	23
Institut national de la statistique	25	4
Direction nationale du Commerce et de la	2	0
Banque centrale des États de l'Afrique	27	11
Ministère de la santé publique	6	1
Direction nationale du trésor	28	5
Direction Generale de la Dette Publique	9	2
Direction Generale des Impots	7	0
Direction nationale du contrôle financier	6	1
Direction Nationale de la Planification du	2	0
Ministère de la Solidarité et de l'Action	2	0
Caisse malienne de Securite sociale	2	0
Institut National de Prevoyance Sociale	2	0
Ministère du Plan et de l'Amenagement du	1	1
Ministère de l' Economie, de l'Industrie,	1	0
Primature	23	9
Bureau du Vérificateur Général du Mali	2	2
Cellule de Planification et de Statistique	7	1
Ministere de l'Equipement	1	0
<b>TOTAL</b>	<b>245</b>	<b>60</b>

	Applicants	%	Participants	%
Female	38	16%	13	22%
Male	207	84%	47	78%

# Scaling up of operations reflected in Programme Document budget

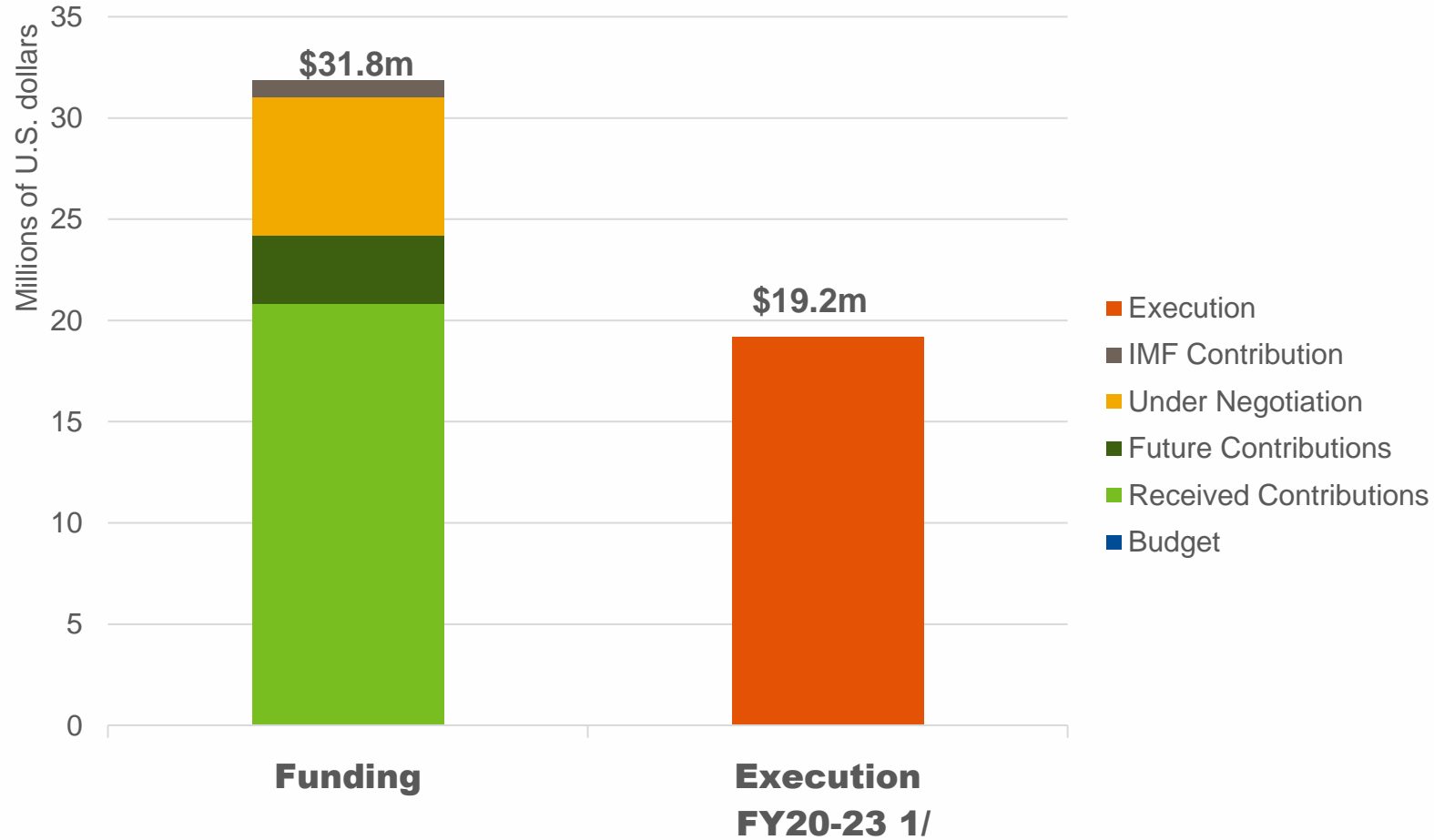
Year	Budget Amount (\$)	Actual Spend (\$)
<b>Phase I (FY14-FY19)</b>	<b>21,874,556</b>	
FY2020	5,359,185	4,224,337
FY2021	6,556,693	3,397,888
FY2022	6,849,596	4,330,179
FY2023	7,354,533	6,503,709
FY2024	7,725,281	10,143,576 (*)
<b>Phase II (FY20-FY24)</b>	<b>33,845,288</b>	<b>28,599,689</b>

(\*) – Projected Expenses for FY24



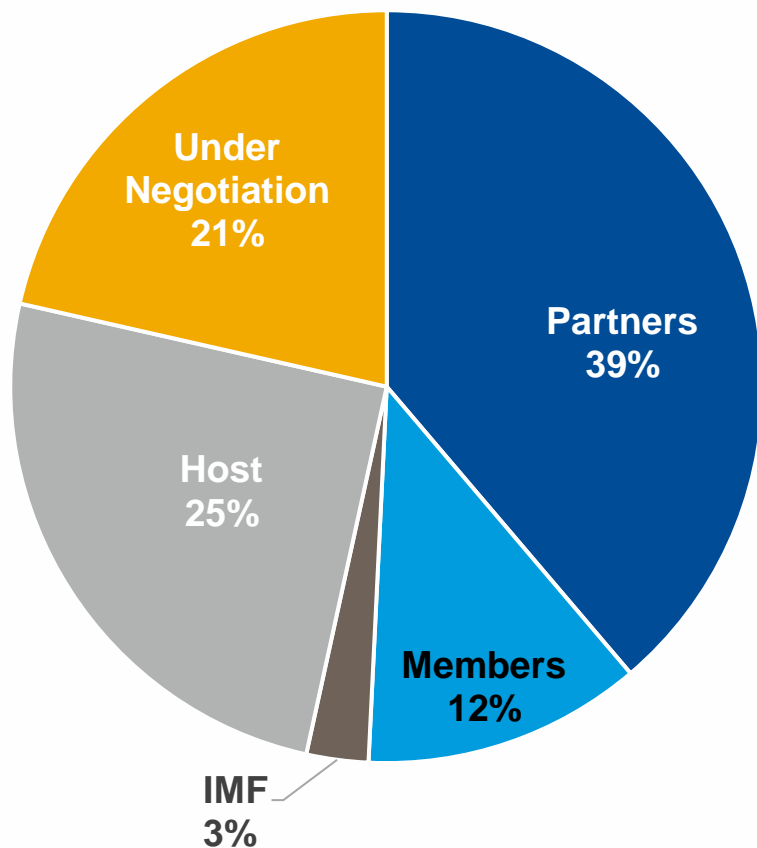
# ATI - Phase II (FY20-24) Financial Overview

(as of April 30, 2023)



# ATI - Phase II (FY20-24) Funding Status

(in millions of U.S. dollars; as of April 30, 2023)



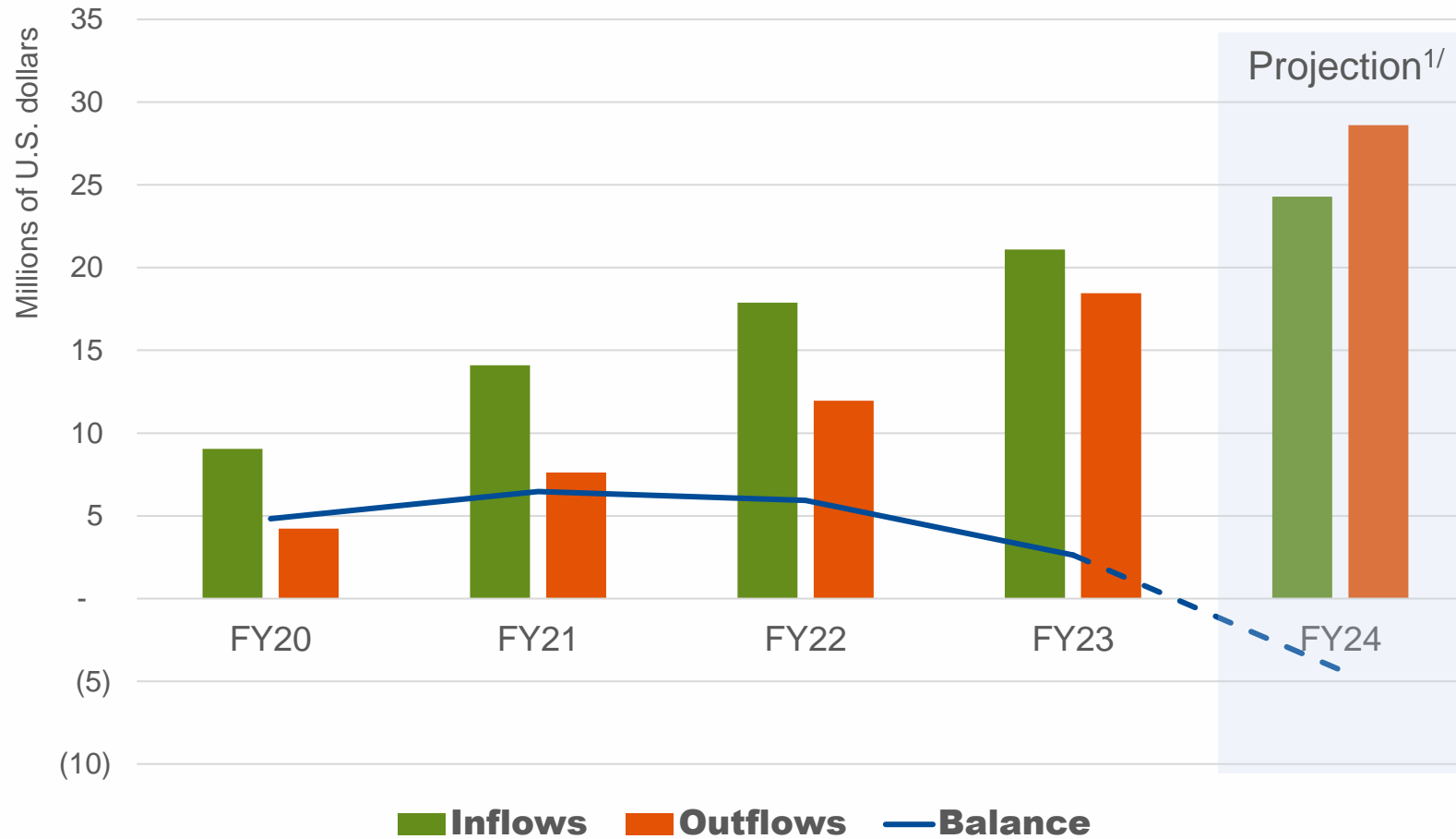
Agreement Information	
Partners/Members	Amount
<b>Partners</b>	<b>11.8</b>
China	5.9
Germany	5.6
European Investment Bank	0.2
<b>Members</b>	<b>3.8</b>
Kenya	0.5
Nigeria	0.5
South Africa	0.5
Benin	0.3
Congo, Democratic Republic Of	0.3
Mozambique, Republic Of	0.3
Senegal	0.3
Zambia	0.3
Ghana	0.2
Guinea	0.2
Madagascar	0.2
Malawi	0.2
Togo	0.2
Zimbabwe	0.2
Sierra Leone	0.1
<b>Partners and Members Total</b>	<b>15.6</b>
<b>Transfers and Rollovers<sup>1/</sup></b>	<b>0.6</b>
<b>Under Negotiation</b>	<b>6.8</b>
European Commission	4.4
Angola	0.5
Cote d'Ivoire	0.5
Seychelles	0.5
Cape Verde	0.3
Congo Rep. of	0.3
Eswatini	0.2
Guinea-Bissau	0.2
Sao Tome and Principe	0.2
<b>IMF Contribution</b>	<b>0.8</b>
<b>Host Country (Mauritius)</b>	<b>8.0</b>
<b>Grand Total</b>	<b>31.8</b>

<sup>1/</sup> Transfers refer to transfers from one program phase to another. Include support from COVID19 Initiative account for \$600K.

# ATI - Phase II (FY20-24)

## Liquidity Status

(cumulative as of fiscal year-end)



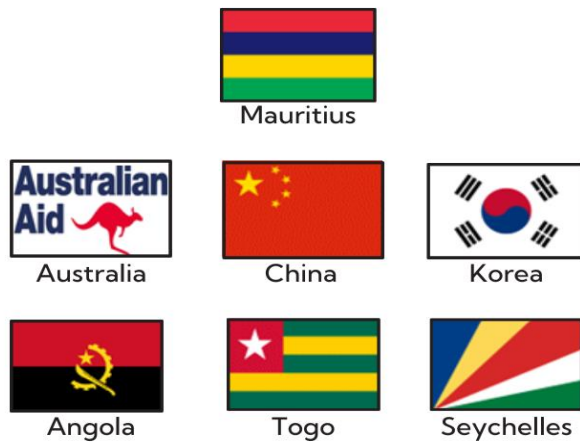
<sup>1/</sup> Projection based on current pledges and workplans.

# FY24 Budget

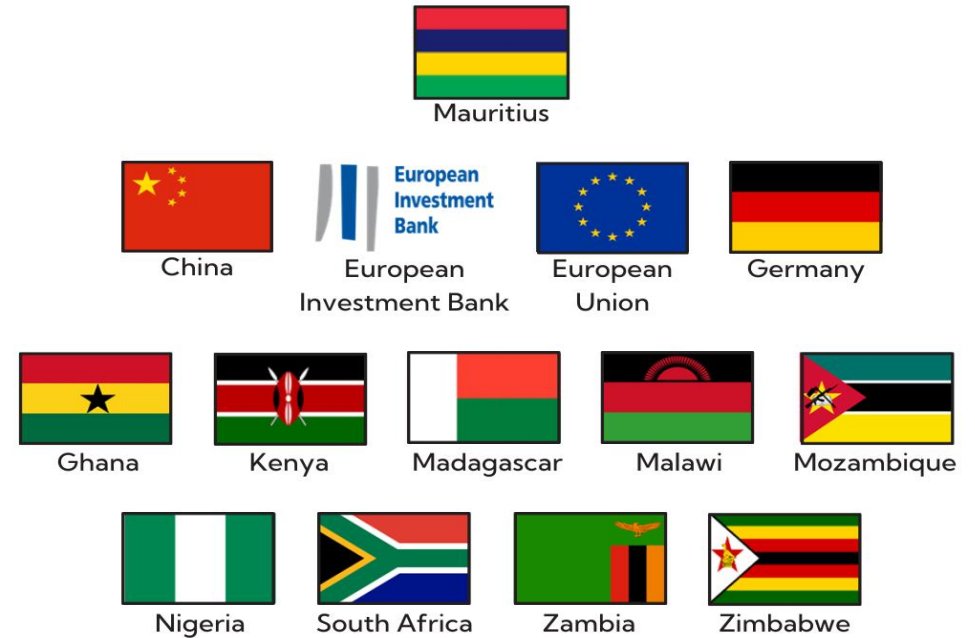
Budget Item	Budget Amount (\$)
Long Term Advisors	1,759,508
Local Staff	580,857
Facilities and Related Expenses	924,558
Training	5,358,532
Project Management	104,283
Other	149,600
Peer Learning	92,453
Meeting – Training Directors	179,300
ATI 10 <sup>th</sup> Anniversary	200,000
Non-Course CD Translation	66,000
Customized Training	75,000
Governance and Evaluation	55,728
Trust Fund Management	663,588
<b>Total (IMF02 Fund)</b>	<b>10,143,410</b>



### Contributing Partners Phase I



### Contributing Partners Phase II



Thank You – Merci – Obrigado