



ATI Phase I



Mauritius



Australia



China



Korea



Angola



Togo



Seychelles

ATI Phase II



Mauritius



China



European Investment Bank



European Union



Germany



Ghana



Kenya



Madagascar



Malawi



Mozambique



Nigeria



South Africa



Zambia



Zimbabwe

Country Presentation Democratic Republic of Congo

10TH MEETING OF THE AFRICA TRAINING
INSTITUTE

KINSHASA, DRC

JUNE 15, 2023

ATI Fact Sheet (FY14-FY23)

- ATI Started Operations in June 2013
- Located in Mauritius
- Mandate to provide CD to 45 SSA member countries
- Phase I: FY 2014-2019. Currently in Phase II, ending in FY 2024
- 235 courses, 28K applicants, 6.6K participants
- ATI Staff (18):
 - Director & Deputy Director
 - Resident Lecturers (3)
 - Chief of Administration (1), Program Officers (5), Junior Program Officer (1), Interpreters (3), IT Support (2), Research Officer (1)
- Budget
 - Phase I – \$22.3m
 - Phase II – \$34.7m (financial gap – \$ 4.5 m)



ATI is scaling up operations to reduce unmet demand gap

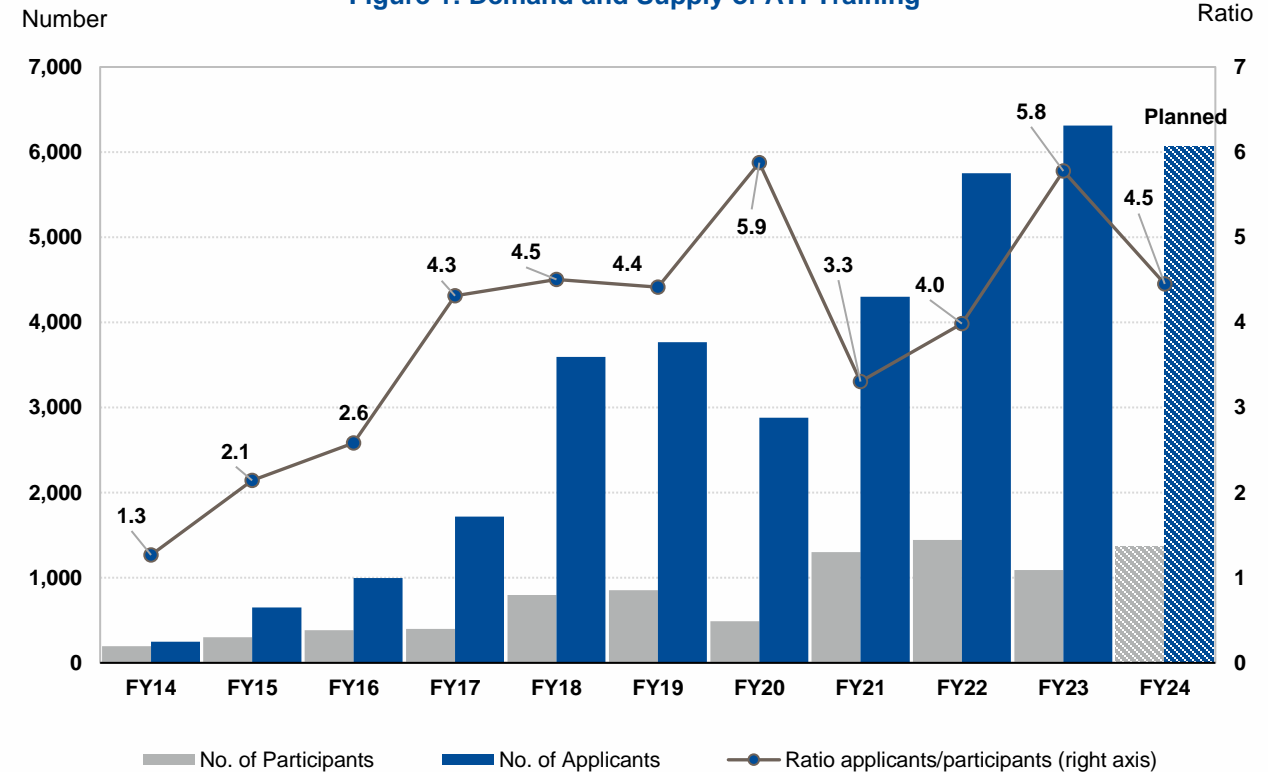
ATI's Phase I (FY14-FY19): Fast-growing unmet demand gap

- Pre-pandemic peak in FY18 = 4.5 applicants / participant

Post-Pandemic:

- **FY20:** Interruption of the reduction in unmet demand gap, initiated in FY19
- **FY21-22:** Accelerated scaling up in Nb of courses, sharp reduction in unmet demand gap
- **FY21:** Lower oversubscription ratio, despite record demand which reached historical peak at the time (4,300 candidates)
- **FY22:** some reversal of base effect and new historical peaks in Nb of courses (44), participants (1443) and applicants (5,752).
- **FY23:** resumption of in-person training led to new peak in oversubscription

Figure 1: Demand and Supply of ATI Training



Source: ATI Staff

ATI is scaling up operations to reduce unmet demand gap

FY21-22: Strong rebound in number of applicants, participants, and courses

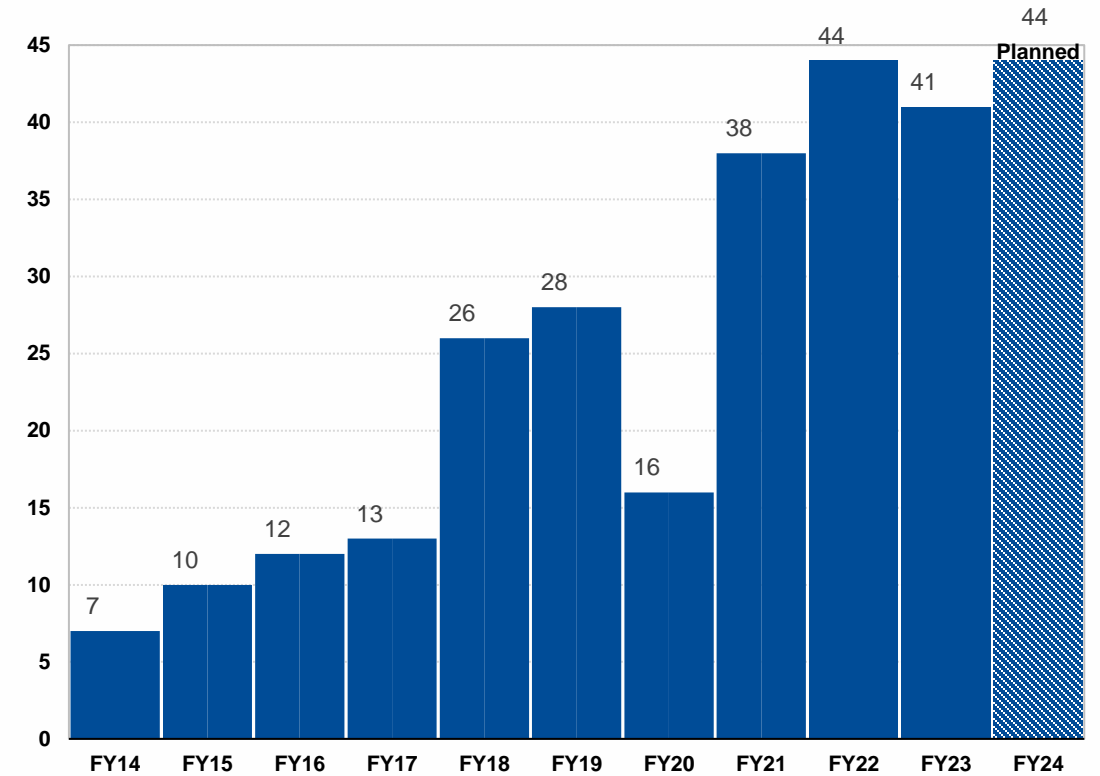
- 38 courses in FY21, 44 in FY22 vs. 28 in FY19
- Leveraging of ATI's resources made easier by the virtual environment
- Aggressive response to new CD priorities
- Scaling up of ATI's operations outlined in strategy for Phase II.

■ Diversification of modalities in FY21-23

- 24 non-course events (webinars, peer-learning, and outreach) in FY21, 25 in FY22, 20 in FY23

■ Continue to scale up operations in FY24, and resumption of in-person training

- 44 courses and 33 non-course events

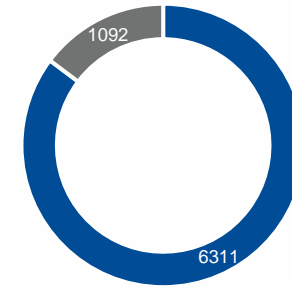


Source: ATI Staff

Strong rebound in average oversubscription ratio, likely as a result of resumption of in-person courses

- 41 courses in FY23 (virtual, in-person, and blended), down from 44 courses in FY22 (only virtual)
- In FY23, 1092 selected participants out of 6,311 candidates: average oversubscription ratio = 5.8 (up from 4.0 in FY22)

Total Number

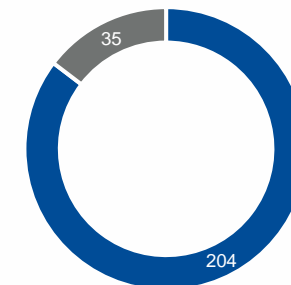


■ Number of Applicants ■ Number of Participants

Democratic Republic of Congo remains as one of most active ATI member countries:

- High demand for ATI courses with 204 applicants in FY23.

Democratic Republic of Congo



■ Number of Applicants ■ Number of Participants

Participants in ATI courses from SSA countries (FY 14- FY 23)

#	Country	Applicants	% Total	Participants	% Total	% Demand
1	Angola	989	3.5%	184	2.8%	18.6%
2	Benin	489	1.7%	108	1.6%	22.1%
3	Botswana	460	1.6%	190	2.9%	41.3%
4	Burkina Faso	643	2.3%	160	2.4%	24.9%
5	Burundi	695	2.5%	159	2.4%	22.9%
6	Cameroon	1,712	6.1%	235	3.6%	13.7%
7	Cape Verde	189	0.7%	67	1.0%	35.4%
8	Chad	854	3.1%	143	2.2%	16.7%
9	Comoros	474	1.7%	85	1.3%	17.9%
10	Congo, Dem. Rep. of	1,112	4.0%	186	2.8%	16.7%
11	Congo, Rep. of	358	1.3%	66	1.0%	18.4%
12	Côte d'Ivoire	1,100	3.9%	311	4.7%	28.3%
13	Equatorial Guinea	93	0.3%	19	0.3%	20.4%
14	Eritrea	54	0.2%	13	0.2%	24.1%
15	Ethiopia	686	2.5%	176	2.7%	25.7%
16	Gabon	435	1.6%	72	1.1%	16.6%
17	The Gambia	651	2.3%	182	2.8%	28.0%
18	Ghana	1,161	4.1%	314	4.8%	27.0%
19	Guinea	936	3.3%	157	2.4%	16.8%
20	Guinea-Bissau	253	0.9%	43	0.7%	17.0%
21	Kenya	492	1.8%	122	1.9%	24.8%
22	Eswatini	374	1.3%	103	1.6%	27.5%
23	Lesotho	333	1.2%	116	1.8%	34.8%
24	Liberia	949	3.4%	158	2.4%	16.6%
25	Madagascar	795	2.8%	187	2.8%	23.5%
26	Malawi	698	2.5%	189	2.9%	27.1%
27	Mali	245	0.9%	60	0.9%	24.5%
28	Mauritania	27	0.1%	7	0.1%	25.9%
29	Mauritius	605	2.2%	290	4.4%	47.9%
30	Mozambique	559	2.0%	161	2.4%	28.8%

#	Country	Applicants	% Total	Participants	% Total	% Demand
31	Namibia	220	0.8%	90	1.4%	40.9%
32	Niger	582	2.1%	82	1.2%	14.1%
33	Nigeria	1,815	6.5%	313	4.8%	17.2%
34	Rwanda	284	1.0%	64	1.0%	22.5%
35	São Tomé and Príncipe	199	0.7%	34	0.5%	17.1%
36	Senegal	580	2.1%	149	2.3%	25.7%
37	Seychelles	410	1.5%	189	2.9%	46.1%
38	Sierra Leone	810	2.9%	140	2.1%	17.3%
39	South Africa	469	1.7%	197	3.0%	42.0%
40	Tanzania	518	1.9%	105	1.6%	20.3%
41	South Sudan	676	2.4%	124	1.9%	18.3%
42	Togo	477	1.7%	111	1.7%	23.3%
43	Uganda	1,134	4.1%	287	4.4%	25.3%
44	Zambia	534	1.9%	162	2.5%	30.3%
45	Zimbabwe	847	3.0%	262	4.0%	30.9%
Total		27,976		6,572		23.5%

Democratic Republic of Congo:

- Ranked 41st on met demand
- 5th on share of applicants (4.0%)
- 13th on share of participants (2.8%)

Participants in ATI courses from Democratic Republic of Congo (FY 14-FY 23)

	Applicants	Participants
Addressing Gender Inequalities through Fiscal Law Design	1	1
Bank Restructuring and Resolution	12	3
Central Bank Digital Currencies: Principles and Policy Considerations	5	0
Compilation of Balance of Payment Statistics	3	0
Core Elements of Banking Supervision	4	1
Core Elements of Prudential Supervision	5	2
Cross-Border Position Statistics	8	2
Economic Issues in Regional Integration	43	6
Economic Policies for Financial Stability	18	1
Financial Development and Financial Inclusion	14	0
Financial Market Analysis	6	1
Financial Programming and Policies	105	14
Financial Sector Policies	36	3
Financial Sector Surveillance	21	2
Financial Soundness Indicators	17	8
Fiscal Frameworks	37	2
Fiscal Institutions and Fiscal Discipline	10	1
Fiscal Policy Analysis	4	1
Fiscal Risk Management for Sovereign Guarantees	1	1
Fiscal Sustainability	6	0
Gender Inequality and Macroeconomics	3	1
Government Finance Statistics	10	0
High-Frequency Indicators of Economic Activity	13	2
Inclusive Growth	35	1
International Data Standards in Country OpenData Platforms	4	0
Macroeconomic Forecasting and Analysis	16	2
Macroeconomic Diagnostics	55	6
Macroeconomic Forecasting	6	0
Macroeconomic Management and Fiscal Policy	19	3
Macroeconomic Management in Resource Rich Countries	58	10
Monetary and Exchange Rate Policy	1	0
Monetary and Financial Statistics - Advanced	8	3
Monetary and Financial Statistics - Introductory	3	3
Monetary and Financial Statistics - Introductory Course	18	3
Monetary and Fiscal Policy Analysis with DSGE Models	7	1
Monetary Policy	50	7
Monetary Policy Analysis	1	1
National Accounts Statistics	5	2
Nowcasting	3	1
Public Financial Management Legal Frameworks	6	2
Safeguards Assessments of Central Banks	4	0
Selected Issues in Regulation and Supervision of Fintech	7	0
Strengthening Fiscal Institutions and Managing Fiscal Risks	5	0
Tax Policy and Administration: Theory and Practice	1	0
Virtual : Bank Restructuring and Resolution	3	0
Virtual : Building Institutions to Fight Corruption in Africa	11	5
Virtual : Core Elements of Banking Supervision	8	3
Virtual : Cross-Border Position Statistics	2	1
Virtual : Debt Sustainability and Debt Restructuring	5	2
Virtual : Economic Issues in Regional Integration	21	3
Virtual : Exchange Rate Policy	5	1
Virtual : External Debt Statistics	15	7
Virtual : Financial Development and Financial Inclusion	1	0
Virtual : Financial Market Infrastructures: Principles and Practices	2	1
Virtual : Financial Programming and Policies	4	0
Virtual : Financial Sector Policies	14	2
Virtual : Financial Sector Surveillance	5	0
Virtual : Financial Soundness Indicators	5	1
Virtual : Fintech Market Development and Policy Implications	3	1
Virtual : Fiscal Frameworks	11	4
Virtual : Fiscal Policy Analysis	7	3
Virtual : Fiscal Sustainability	12	2
Virtual : Gender Budgeting	2	1
Virtual : Gender Equality and Macroeconomics	3	2
Virtual : Government Finance Statistics	1	0

	Applicants	Participants
Virtual : High-Frequency Indicators of Economic Activity	11	0
Virtual : IMF Workshop on Debt Sustainability and Debt Management for Low-Income Countries	4	3
Virtual : Inclusive Growth	15	2
Virtual : Legal Foundations of Public Debt Transparency - Towards Good Practices	5	1
Virtual : Macroeconomic Forecasting and Analysis	11	1
Virtual : Macroeconomic Diagnostics	19	3
Virtual : Macroeconomic Management in Resource Rich Countries	8	2
Virtual : Macroeconomic Management in Resource-Rich Countries	7	1
Virtual : Macroeconomics of Climate Change	1	0
Virtual : Macroeconomics of Pandemics in LICs and EMs	3	0
Virtual : Managing Capital Flows: Macroeconomic Analysis and Policies	12	1
Virtual : Managing Capital Flows: Macroeconomic Analysis and Policies - Volatility	1	0
Virtual : Model-Based Monetary Policy Analysis and Forecasting	2	0
Virtual : Monetary and Financial Statistics - Advanced	6	2
Virtual : Monetary and Financial Statistics - Introductory Course	3	0
Virtual : Monetary Policy	25	3
Virtual : Monetary Policy Frameworks and Operations	12	5
Virtual : National Accounts Statistics	6	1
Virtual : Nowcasting	4	2
Virtual : Nowcasting GDP in Sub Saharan African Countries	12	2
Virtual : Pilot Exercise on Remote Training	2	2
Virtual : Presentation of April 2020 Africa Regional Economic Outlook	7	7
Virtual : Public Debt Sustainability and Debt Restructuring	5	1
Virtual : Safeguards Assessments of Central Banks	5	0
Virtual : Selected Issues in the Regulation of Fintech	1	0
Virtual : Tax Policy and Administration Theory and Practice	3	1
Virtual : The Macroeconomics of Pandemics	4	0
Virtual : Thinking through Central Bank Digital Currency	1	0
Virtual : Workshop in Collaboration with ATI on the Joint IMF/WB Debt Sustainability Framework for Low-Income Countries	2	2
Virtual Workshop in Collaboration with ATI on the Joint IMF and WB Debt Sustainability Framework for Low-income Countries	8	2
Virtual Workshop on the Debt Sustainability Framework for Low-Income Countries	12	4
Virtual: Balance Sheet Approach	2	0
Virtual: Building Institutions to Fight Corruption In Africa	5	1
Virtual: Tax Policy and Administration: Theory and Practice	2	1
TOTAL	1,112	186

	Applicants	Participants
Banque centrale du Congo	641	110
Banque internationale pour l'Afrique	1	1
Ministère de l'économie, des finances	106	11
Ministère du plan et de la reconstruction	115	20
Ministère des finances	192	32
Institut national de statistique	6	1
Inspection Générale des Finances	6	2
Primature	6	2
Ministry of Trade	2	0
Ministère du budget	2	0
Office of the Resident Representative	2	2
Direction generale des impots	2	0
Office des Douanes et Accises	3	0
Ministère du portefeuille	1	0
General Secretariat of Commerce	11	2
Ministère Provincial des Finances	2	1
Ministere des Hydrocarbures	2	0
Ministry of Energy and Hydraulic Resource	2	0
Ministere des Mines	2	0
Direction Générale de la Dette Publique	5	1
Agence Nationale de la Promotion des	1	1
Direction Generale du Controle	1	0
Présidence de la République	1	0
TOTAL	1,112	186

	Applicants	%	Participants	%
Female	150	13%	33	18%
Male	962	87%	153	82%

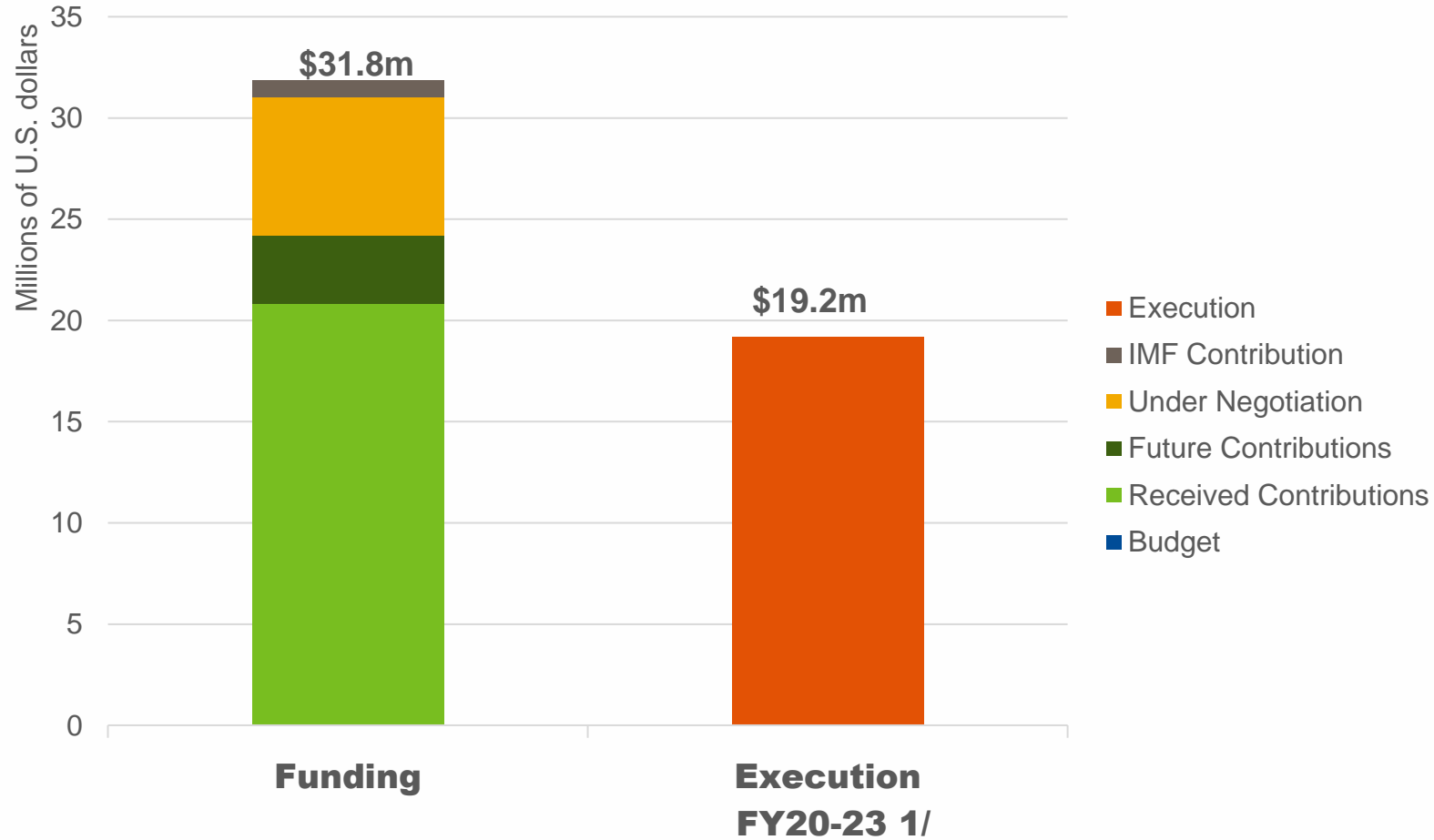
Scaling up of operations reflected in Programme Document budget

Year	Budget Amount (\$)	Actual Spend (\$)
Phase I (FY14-FY19)	21,874,556	
FY2020	5,359,185	4,224,337
FY2021	6,556,693	3,397,888
FY2022	6,849,596	4,330,179
FY2023	7,354,533	6,503,709
FY2024	7,725,281	10,143,576 (*)
Phase II (FY20-FY24)	33,845,288	28,599,689

(*) – Projected Expenses for FY24

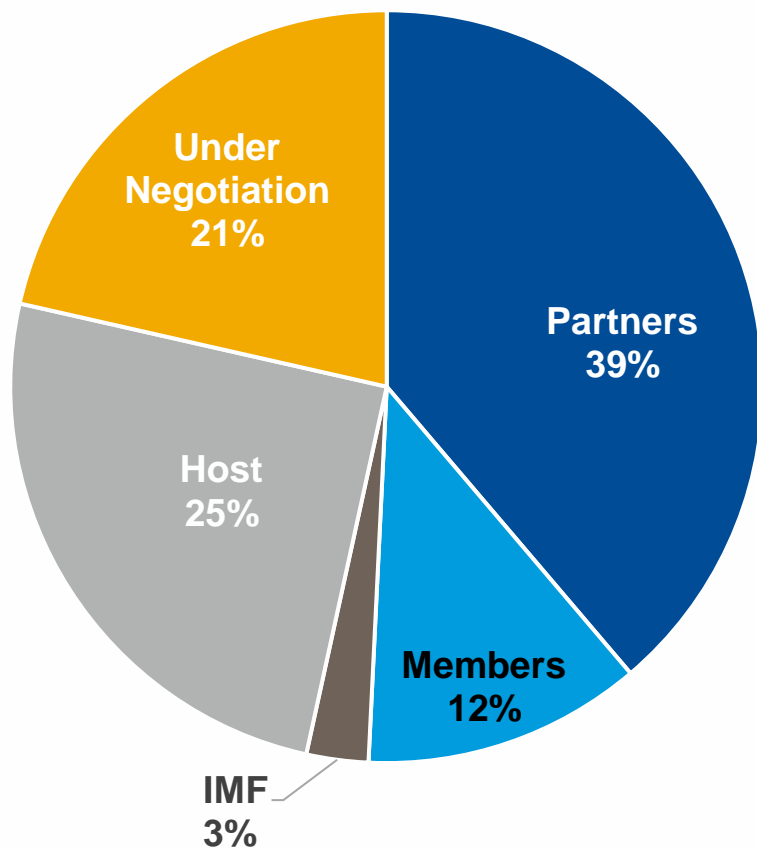
ATI - Phase II (FY20-24) Financial Overview

(as of April 30, 2023)



ATI - Phase II (FY20-24) Funding Status

(in millions of U.S. dollars; as of April 30, 2023)



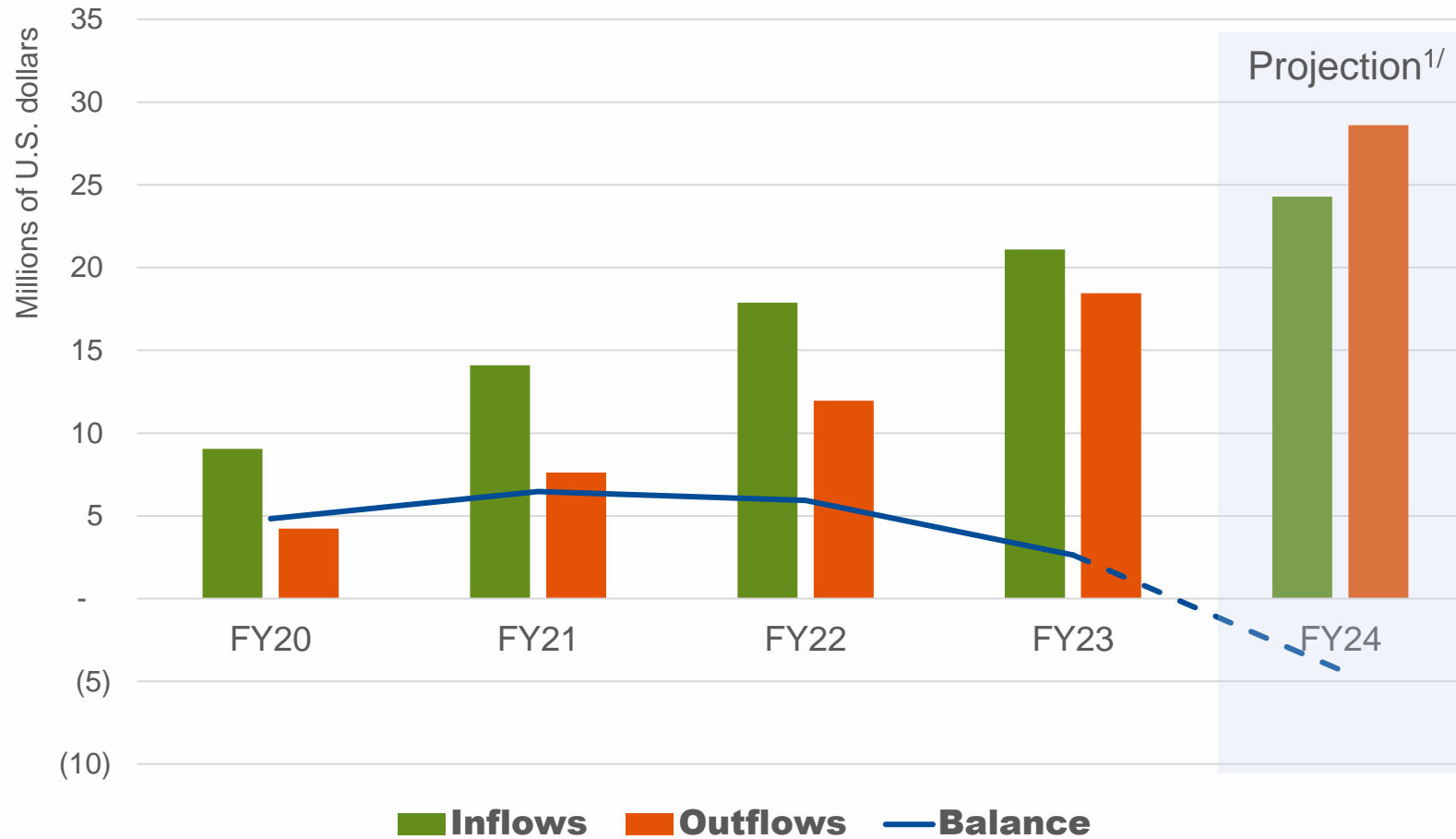
Agreement Information	
Partners/Members	Amount
Partners	11.8
China	5.9
Germany	5.6
European Investment Bank	0.2
Members	3.8
Kenya	0.5
Nigeria	0.5
South Africa	0.5
Benin	0.3
Congo, Democratic Republic Of	0.3
Mozambique, Republic Of	0.3
Senegal	0.3
Zambia	0.3
Ghana	0.2
Guinea	0.2
Madagascar	0.2
Malawi	0.2
Togo	0.2
Zimbabwe	0.2
Sierra Leone	0.1
Partners and Members Total	15.6
Transfers and Rollovers^{1/}	0.6
Under Negotiation	6.8
European Commission	4.4
Angola	0.5
Cote d'Ivoire	0.5
Seychelles	0.5
Cape Verde	0.3
Congo Rep. of	0.3
Eswatini	0.2
Guinea-Bissau	0.2
Sao Tome and Principe	0.2
IMF Contribution	0.8
Host Country (Mauritius)	8.0
Grand Total	31.8

^{1/} Transfers refer to transfers from one program phase to another. Include support from COVID19 Initiative account for \$600K.

ATI - Phase II (FY20-24)

Liquidity Status

(cumulative as of fiscal year-end)



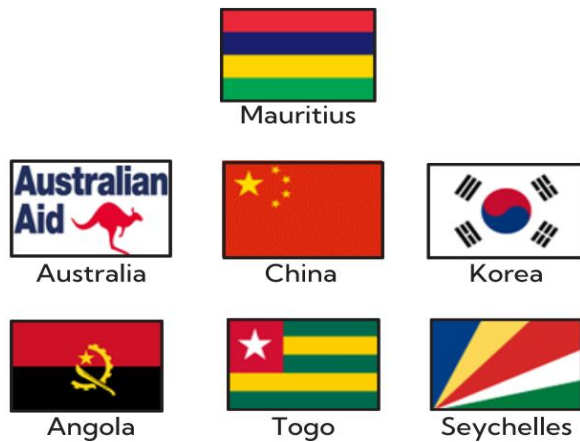
^{1/} Projection based on current pledges and workplans.

FY24 Budget

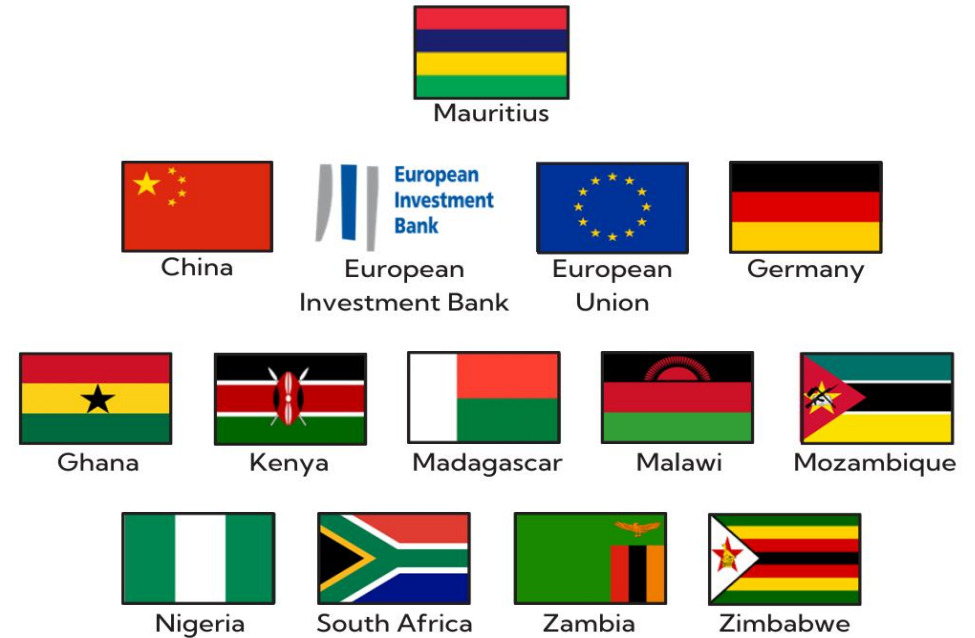
Budget Item	Budget Amount (\$)
Long Term Advisors	1,759,508
Local Staff	580,857
Facilities and Related Expenses	924,558
Training	5,358,532
Project Management	104,283
Other	149,600
Peer Learning	92,453
Meeting – Training Directors	179,300
ATI 10 th Anniversary	200,000
Non-Course CD Translation	66,000
Customized Training	75,000
Governance and Evaluation	55,728
Trust Fund Management	663,588
Total (IMF02 Fund)	10,143,410



Contributing Partners Phase I



Contributing Partners Phase II



Thank You – Merci – Obrigado